



HOME LEARNING

Reception

WEEK 5

THEME: IN THE GARDEN

Date: 04 .05.2020

MATHS

Today we are going to be thinking about the days of the week just like in the story of the Very Hungry Caterpillar. I know you looked at ordering the days of the week in our themed learning last week and we usually say them every morning in class so you should be pretty good at remembering them by now. Recite the days of the week to yourself or an adult and then I would like you to answer the following questions:

1. What day comes after Wednesday?
2. What day comes before Tuesday?
3. What day comes after Saturday?
4. What are the two days that make up the weekend?
5. What day comes before Friday?

Now I would like you to create a daily calendar from anything you have at home. You could use post-its, card, boxes, anything! Get an adult to help you write the days of the week on 7 sheets of paper or card so that you have them ready. I then want you to update your calendar every day this week by putting on the correct day and what the weather is like next to it. It should look something like this:



LITERACY, COMMUNICATION AND LANGUAGE

Reading: Just a reminder to make sure you are reading regularly with an adult, if you register and log into Oxford Owl there are ebooks that you can use on there. Here's the link: [Oxford Owl EBooks](#)

So by now you should be getting quite familiar with the story of the Very Hungry Caterpillar. I would like you to have a look at the pictures below which represent parts of the story. Adults if you are able to it might be a good idea to print this out. I want you to try and put these in the correct order according to when the events happen in the story. If you need to then watch or read the story one more time to remind yourself. When ordering the pictures you can either print them, cut them and place in the right order or you can simply write the number from each picture in the correct order if you are unable to print.

Once you have ordered the pictures I would like you to choose 2 to write a sentence about, for example if you choose picture 4 you might write "He ate three plums". Don't forget to use your Fred Fingers when sounding out each word.

PHYSICAL ACTIVITY- Choose one

[Joe Wicks Work Out](#)

9am The Body Coach on You Tube or use an uploaded video

Since our topic is 'In the Garden' I would like you to watch and dance along to this episode of Boogie Beebies: [Boogie Beebies - Gardening](#)

THEMED LEARNING

Today I would like you to watch the following clip: [What Plants need to grow](#) which explains what plants and flowers need to be able to grow. After you have watched see if you can remember all of the things it needs to grow and tell them to an adult or older sibling. Then I would like you to go and explore outside and take some paper and a pencil with you. Find as many different flowers/ plants as you can and choose 3 of them to draw. Make sure to look carefully at the detail on each one and try to draw them as accurately as you can.

INDEPENDENCE SKILL

This week I would like you to help an adult put on a load of laundry, you can help by sorting colours, how many items and making sure the dial is on the correct number on the machine. You must only do this with an adults permission though children.

1



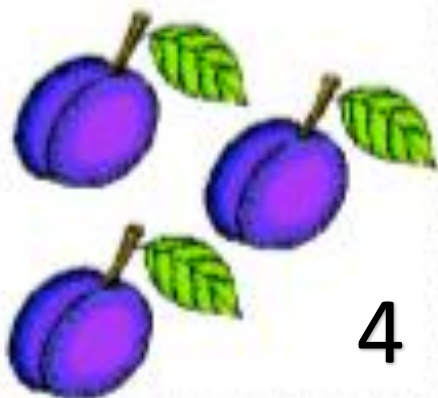
2



3



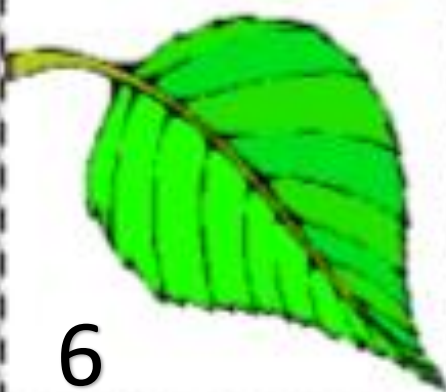
4



5




6



7



10



8



9

